

**CTU-Certification**

Version: 01 Date: 01 Nov. 20	<b>Cordstrap AnchorLash® 105.4 solution</b> <b>Certification of the compliance with the CTU Code</b>	Certificate Number 2020-11-004
------------------------------------	---	-----------------------------------

**1. Summary**

EUROSAFE GmbH, has on behalf of Cordstrap BV, Oostrum, the Netherlands, evaluated the strength and efficiency of the Cordstrap AnchorLash® 105.4 solution according to the principles of the IMO/ILO/UNECE Code of Practice for Packing of Cargo Transport Units (CTU Code).

**2. Base of Evaluation**

The evaluation has been based on the following properties and strengths in the equipment:

**Fully CTU Code compliant**

- Lashing length and elongation
- Lashing angles
- Securing point rated strengths

**Practical calculations**

- Lashing length and elongation
- Lashing angles

A Cordstrap AnchorLash® 105.4 solution has the following system strength:

- SBS: 12000 daN
- MSL: 9000 daN

Where the component strengths are:

- SnapHooks in horizontal parts: BS 3000 daN; MSL 1500 daN
- Lashings: BS: 2402 daN, in a system: BS 3000 daN; MSL 2250 daN
- Buckles: BS 8000 daN; MSL 4000 daN
- MSL in the container anchor points: min 1000 daN
- MSL in the container roof lashing points: min 500 daN

**3. Conclusion**

It is hereby certified that the Cordstrap AnchorLash® 105.4 solution is an acceptable securing arrangement and fully complies with the CTU Code for the securing of the cargo weights given in the tables below. The calculations underlying these tables can be found in 2020-11-004-1 AnchorLash 105.4 – Appendix to certificate 2020-11-004.

01 Nov. 20, Bruchköbel (Germany)

*Wolfgang Neumann*



**EUROSAFE GmbH**  
**Wolfgang Neumann**  
**Am Germanenring 30**  
**63486 Bruchköbel**  
**Germany**

Personal certified expert acc. to EN ISO/IEC 17024:2012,  
Certificate number: ZN - 20120307 – 0253, valid until 08/2022  
for packaging, load units, load securing with additional qualification  
for heavy duty transports as well as damage and cause analysis for road, rail and sea traffic  
(including dangerous goods)

© Duplication, copying and use of this certificate is permitted to the client only. All other use is prohibited. Misuse will be investigated and can have legal consequences. The certificate must be checked by EUROSAFE GmbH at the latest after 3 years and compliance must be monitored. This document is subject to the QM guidelines of EUROSAFE GmbH. Any change must therefore be notified.

Document name: 2020-11-004 AnchorLash 105.4 - Certification of compliance with the CTU Code - 20201022

Page 1 of 3

**CTU-Certification**

**4 Lashing tables**

The lashing tables below are based on the following modes of transport and accelerations:

Mode of transport	Horizontal acceleration	Vertical acceleration
Road (doors to the rear) and rail transport (doors in any direction)	0.5 g	1.0 g
Road transport (doors to the front)	0.8 g	1.0 g
Sea transport (sea area C – unrestricted)	0.4 g	1 ± 0.8 g

**AnchorLash® 105.4 – 20 ft CTU**

Fully CTU Code compliant

Friction factor, $\mu$	Secured cargo weight in ton		
	Road (Doors to rear) & Rail	Road (Doors to front)	Sea area C
0.0	8.8	5.5	11.0
0.1	10.4	6.1	11.4
0.2	12.6	6.8	11.9
0.3	16.0	7.7	12.4
0.4	22.0	8.8	13.0
0.45	27.1	9.5	13.2
0.5	no slide	10.4	13.5
0.6	no slide	12.6	14.2
0.7	no slide	16.0	14.9



**Practical calculations**

Friction factor, $\mu$	Secured cargo weight in ton		
	Road (Doors to rear) & Rail	Road (Doors to front)	Sea area C
0.0	11.4	7.1	14.3
0.1	13.5	7.9	14.9
0.2	16.3	8.8	15.5
0.3	20.8	9.9	16.1
0.4	28.6	11.4	16.8
0.45	35.2	12.4	17.2
0.5	no slide	13.5	17.6
0.6	no slide	16.3	18.4
0.7	no slide	20.8	19.4



© Duplication, copying and use of this certificate is permitted to the client only. All other use is prohibited. Misuse will be investigated and can have legal consequences. The certificate must be checked by EUROSAFE GmbH at the latest after 3 years and compliance must be monitored. This document is subject to the QM guidelines of EUROSAFE GmbH. Any change must therefore be notified.

Document name: 2020-11-004 AnchorLash 105.4 - Certification of compliance with the CTU Code - 20201022

Page 2 of 3

**CTU-Certification**

**AnchorLash® 105.4 – 40 ft CTU**

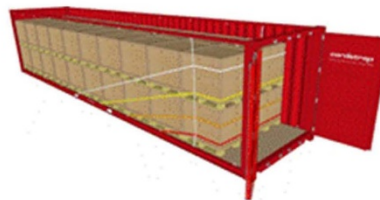
**Fully CTU Code compliant**

Friction factor, $\mu$	Secured cargo weight in ton		
	Road (Doors to rear) & Rail	Road (Doors to front)	Sea area C
0.0	7.9	4.9	9.8
0.1	9.3	5.4	10.2
0.2	11.3	6.1	10.6
0.3	14.3	6.8	11.1
0.4	19.7	7.9	11.6
0.45	24.2	8.5	11.8
0.5	no slide	9.3	12.1
0.6	no slide	11.3	12.7
0.7	no slide	14.3	13.4



**Practical calculations**

Friction factor, $\mu$	Secured cargo weight in ton		
	Road (Doors to rear) & Rail	Road (Doors to front)	Sea area C
0.0	11.5	7.2	14.4
0.1	13.6	8.0	15.0
0.2	16.5	8.9	15.6
0.3	21.0	10.0	16.3
0.4	28.9	11.5	17.0
0.45	35.5	12.5	17.4
0.5	no slide	13.6	17.8
0.6	no slide	16.5	18.6
0.7	no slide	21.0	19.6



**Notes regarding the application of the Cordstrap AnchorLash® 105.4 solution**

Soft or deformable cargo should be adequately protected against breakage, damage or significant deformation, e.g. by applying edge protection and/or blocking boards.  
Appropriate measures should be applied to keep the lashing in the right position.

Please note that the values of secured cargo weight might differ slightly for specific solutions with different dimensions.

© Duplication, copying and use of this certificate is permitted to the client only. All other use is prohibited. Misuse will be investigated and can have legal consequences. The certificate must be checked by EUROSAFE GmbH at the latest after 3 years and compliance must be monitored. This document is subject to the QM guidelines of EUROSAFE GmbH. Any change must therefore be notified.

Document name: 2020-11-004 AnchorLash 105.4 - Certification of compliance with the CTU Code - 20201022

Page 3 of 3

# Strength and efficiency of Cordstrap AnchorLash® 105.4 solution

Appendix 2020-11-004-1  
to EUROSAFE Certificate 2020-11-004



*Cordstrap AnchorLash® 105.4 solution in a 20 ft CTU*



*Cordstrap AnchorLash® 105.4 solution in a 40 ft CTU*

## Content

<b>Preamble .....</b>	<b>6</b>
<b>Solution Elements Specifications .....</b>	<b>7</b>
<b>Theoretical lashing elongation, lengths, angles and forces – Cordstrap AnchorLash® 105.4 solution.....</b>	<b>7</b>
AnchorLash® 105.4 solution in 20 ft CTU .....	9
AnchorLash® 105.4 solution in 40 ft CTU .....	10
<b>Calculation of maximum secured cargo weight .....</b>	<b>11</b>
<b>Example calculation .....</b>	<b>11</b>
<b>Lashing tables - Cordstrap AnchorLash® 105.4 solutions .....</b>	<b>12</b>
Notes regarding the application of the Cordstrap AnchorLash® 105.4 solution .....	12
AnchorLash® 105.4 – 20 ft CTU .....	13
AnchorLash® 105.4 – 40 ft CTU .....	14

## Preamble

EUROSAFE has on behalf of Cordstrap BV evaluated the strength and efficiency of the Cordstrap AnchorLash® 105.4 solution for securing of cargoes in freight containers.

In this report, the theoretical background for the calculations of lashing forces as well as lashing tables for different modes of transport are given. The calculations are performed for 20 ft and 40 ft CTUs.

The calculations in this document are based on three principles:

- 1. Fully CTU Code compliant calculations where the following parameters have been taken into account:**
  - Lashing length and elongation
  - Lashing angles
  - Securing point rated strengths
- 2. Practical calculations where the following parameters have been taken into account:**
  - Lashing length and elongation
  - Lashing angles
- 3. System only calculations where the following parameters have been taken into account:**
  - MSL of lashings, buckles and hooks

The calculations principles 1 and 2 above comply with the principles in the IMO/ILO/UNECE Code of Practice for Packing of Cargo Transport Units (CTU Code). Principle 1 also respects the limit rated strength of securing points of the container.



## Solution Elements Specifications

A Cordstrap AnchorLash® 105.4 solution consists of 2 sides, each with 4 pieces of lashing, as well as 4 buckles to close both sides together. A Cordstrap AnchorLash® 105.4 solution typically has all buckles at the same location one above the other.

A Cordstrap AnchorLash® 105.4 solution has the following system strength:

- SBS: 12000 daN
- MSL: 9000 daN

Where the component strengths are:

- SnapHooks in horizontal parts: BS 3000 daN; MSL 1500 daN
- Lashings: BS: 2402 daN, in a system: BS 3000 daN; MSL 2250 daN
- Buckles: BS 8000 daN; MSL 4000 daN
- MSL in the container anchor points: min 1000 daN
- MSL in the container roof lashing points: min 500 daN

## Theoretical lashing elongation, lengths, angles and forces – Cordstrap AnchorLash® 105.4 solution

To calculate maximum secured cargo weight, the lashing elongation, length angles and maximum forces are considered.

The maximum lashing forces are restricted either by the container anchor points, container roof lashing points or the lashing MSL.

These maximum lashing forces represent a specific lashing elongation, which implies that the shortest lashing will reach the maximum lashing force first. The elongation at maximum force of the shortest lashing will give its lashing angle at maximum force, which again will give the cargo displacement at which this maximum force will occur.

Given this cargo displacement, the lashing angles and the elongation of the other lashings and therefore the force in the other lashings can be determined.

Finally, the total horizontal lateral force, and the total vertical force of the lashing can be determined given the lashing angles. If a Vertical HangStrap is used and if need be, these forces are adjusted down linearly to assure that the total vertical force does not exceed the rates strength of the container roof lashing point.

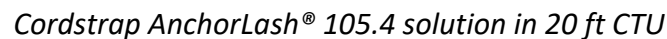
In the calculations in this document it is assumed that a recommended pre-tension of 25% MSL is applied. It is also assumed that the goods are rigid. For non-rigid goods i.e. carton boxes, plastic drums, big bags or small bags on pallets, please see 2020-11-004-2 – AnchorLash 105.4 – Load types addendum to Certificate 2020-11-004.

As presented in the calculation data below, the following sequence of calculations are made when determining the forces in the different lashings:

1. The maximum force allowed is established. The limiting factor is either the strength in the anchor point of the container or the MSL in the lashing, depending on which calculation principle is used. From this, the elongation in % at maximum force can be established.
2. The cargo displacement and the lashing length at maximum force in the shortest lashing are then calculated. The length of each lashing is depending on which container anchor point is used to fasten the lashing, the position of the Vertical lashing, the cargo dimensions, and the elongation of the lashing.
3. The angles for the different lashings are then calculated. This is depending on which container anchor point is used to fasten the lashing, the position of the Vertical lashing, the cargo dimensions, and the elongation of the lashing. This step is omitted for the system only principle.
4. The force in each lashing is then calculated. The force is divided into a horizontal force and a vertical force. The force is depending on the same parameters mentioned above as well as the breaking strength of the lashing.
5. Finally, the secured cargo weight for each principle is then established based on the lashing forces.



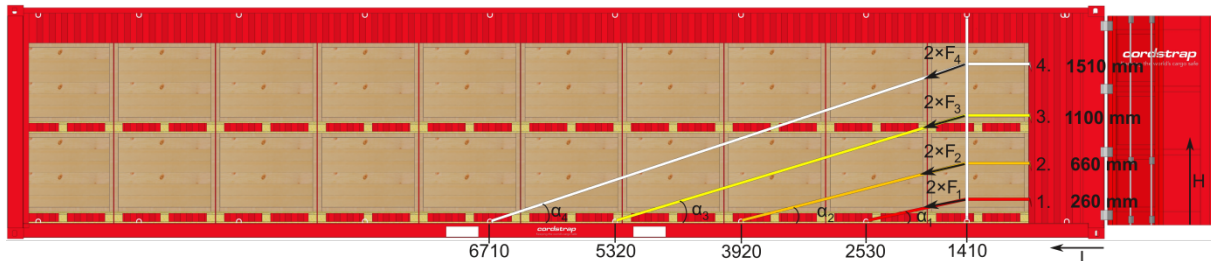
The principal forces acting in the lashings, on the lashing/anchor points and on the cargo is presented in the figure below.



2020-11-004 AnchorLash 105.4.docx

## AnchorLash® 105.4 solution in 40 ft CTU

The principal forces acting in the lashings, on the lashing/anchor points and on the cargo is presented in the figure below.



*Cordstrap AnchorLash® 105.4 solution in 40 ft CTU*

<b>CALCULATION OF ELONGATIONS</b>					
PTe = ε @ pre-tension	PTe = Fpt / Flbs * LBSε	Fpt = Pre-tension	281 daN		
MLE = ε @ max load	LO = L / (1 + PTe)	PTe	1.6%		
LBSε = ε @ LBS	MLE = Fmax / Flbs * LBSε				
L = Lashing Length	relative MLE = (1 + MLE) * LO / L - 1	Fmax = Max lashing force			
LO = Original Lashing Length		MLE = Elongation @ Fmax			
		relative MLE			
		Flbs = LBS			
				<b>CTU Code compliant</b>	<b>Practical calc.</b>
				1000 daN	1125 daN
				5.6%	6.3%
				4.0%	4.7%
					<b>System only</b>
					1125 daN
					6.3%
					4.7%
<b>CALCULATION OF LASHING LENGTHS</b>					
	Length before pre-tension	Length at max force w/o pre-tension	<b>CTU Code compliant</b>	<b>Practical calc.</b>	<b>System only</b>
Length Lashing 1	156.8 cm	165.6 cm	Length at max force	Length at max force	Length at max force
Length Lashing 2	301.3 cm	310.1 cm	163.0 cm	164.1 cm	164.1 cm
Length Lashing 3	448.0 cm	456.8 cm	307.6 cm	308.7 cm	315.4 cm
Length Lashing 4	592.9 cm	601.7 cm	454.2 cm	455.3 cm	468.9 cm
			599.1 cm	600.2 cm	620.6 cm
	Cargo displacement:	8.8 cm	6.2 cm	7.3 cm	7.3 cm
<b>CALCULATION OF LASHING ANGLES</b>					
		Angles at max force w/o pre-tension	<b>CTU Code compliant</b>	<b>Practical calc.</b>	<b>System only</b>
			Angles at max force	Angles at max force	Angles at max force
Lashing Angle α1	13.1 °	13.1 °	13.1 °	13.1 °	0.0 °
Lashing Angle α2	14.7 °	14.7 °	14.7 °	14.7 °	0.0 °
Lashing Angle α3	15.7 °	15.7 °	15.7 °	15.7 °	0.0 °
Lashing Angle α4	15.9 °	15.9 °	15.9 °	15.9 °	0.0 °
<b>CALCULATION OF MAXIMUM FORCE IN LASHINGS</b>					
	Fmax, based on Lashing Points	Fmax, based on Lashing Points (CTU)	<b>CTU Code compliant</b>	<b>Practical calc.</b>	<b>System only</b>
	F Fx Fz MAX	F Fx Fz MAX	Fx Fz	Fx Fz	Fx Fz
Force Lashing 1	750.5 731.1 -169.7	750.5 731.1 -169.7	974.1 -226.1	1095.9 -254.4	1125.0 0.0
Force Lashing 2	491.8 475.6 -125.1	491.8 475.6 -125.1	633.7 -166.6	696.6 -183.2	1125.0 0.0
Force Lashing 3	399.9 384.9 -108.3	399.9 384.9 -108.3	512.9 -144.3	555.0 -156.1	1125.0 0.0
Force Lashing 4	353.7 340.2 -96.9	353.7 340.2 -96.9	453.3 -129.1	485.1 -138.2	1125.0 0.0
	-500.0	-500.0			

## Calculation of maximum secured cargo weight

The secured cargo weight in ton,  $m$ , is set up as follows for a CTU Code compliant calculation:

$$m = \frac{2 \cdot 10 \cdot (F_x - F_z \cdot \mu \cdot f_\mu)}{(c_x - c_z \cdot \mu \cdot f_\mu) \cdot g \cdot 1000}$$

where:

$F_x$	Horizontal force in lashing [daN]
$F_z$	Vertical force in lashing [daN]
$c_x$	Horizontal acceleration coefficient
$c_z$	Vertical acceleration coefficient
$\mu$	Friction factor
$f_\mu$	Conversion factor for dynamic friction
$g$	Gravity acceleration 9.81 [m/s <sup>2</sup> ]

## Example calculation

For transport in sea area C with  $c_x = 0.4$  backward,  $c_z = 0.2$  downwards, the friction factor  $\mu = 0.3$  and a 40 ft CTU. The following secured cargo weight in ton is obtained for a CTU Code compliant calculation:

$$m = \frac{2 \cdot 10 \cdot ((731.1 + 475.6 + 384.9 + 340.2))}{(0.4 - 0.2 \cdot 0.3 \cdot 0.75) \cdot 9.81 \cdot 1000} = 11.1 \text{ ton}$$

## Lashing tables - Cordstrap AnchorLash® 105.4 solutions

Each table gives the secured cargo weight in ton per lashing solution depending on the friction factor. The lashing tables are divided into two sections with sub sections:

1. 20 ft CTU
  - a. Fully CTU Code compliant
  - b. Practical calculations
  - c. System only
2. 40 ft CTU
  - a. Fully CTU Code compliant
  - b. Practical calculations
  - c. System only

The tables have been based on the accelerations in the IMO/ILO/UNECE Code of Practice for Packing of Cargo Transport Units (CTU Code), which are the following:

Mode of transport	Horizontal acceleration	Vertical acceleration
Road (doors to the rear) and rail transport (doors in any direction)	0.5 g	1.0 g
Road transport (doors to the front)	0.8 g	1.0 g
Sea transport (sea area C – unrestricted)	0.4 g	1 ± 0.8 g

### Notes regarding the application of the Cordstrap AnchorLash® 105.4 solution

Soft or deformable cargo should be adequately protected against breakage, damage or significant deformation, e.g. by applying edge protection and/or blocking boards. Appropriate measures should be applied to keep the lashing in the right position.

Please note that the values of secured cargo weight might differ slightly for specific solutions with different dimensions.

## AnchorLash® 105.4 – 20 ft CTU

### Fully CTU Code compliant

Friction factor, $\mu$	Secured cargo weight in ton		
	Road (Doors to rear) & Rail	Road (Doors to front)	Sea area C
0.0	8.8	5.5	11.0
0.1	10.4	6.1	11.4
0.2	12.6	6.8	11.9
0.3	16.0	7.7	12.4
0.4	22.0	8.8	13.0
0.45	27.1	9.5	13.2
0.5	no slide	10.4	13.5
0.6	no slide	12.6	14.2
0.7	no slide	16.0	14.9



### Practical calculations

Friction factor, $\mu$	Secured cargo weight in ton		
	Road (Doors to rear) & Rail	Road (Doors to front)	Sea area C
0.0	11.4	7.1	14.3
0.1	13.5	7.9	14.9
0.2	16.3	8.8	15.5
0.3	20.8	9.9	16.1
0.4	28.6	11.4	16.8
0.45	35.2	12.4	17.2
0.5	no slide	13.5	17.6
0.6	no slide	16.3	18.4
0.7	no slide	20.8	19.4



### System only

Friction factor, $\mu$	Secured cargo weight in ton		
	Road (Doors to rear) & Rail	Road (Doors to front)	Sea area C
0.0	18.3	11.5	22.9
0.1	21.6	12.7	23.8
0.2	26.2	14.1	24.8
0.3	33.4	16.0	25.8
0.4	45.9	18.3	27.0
0.45	56.5	19.8	27.6
0.5	no slide	21.6	28.2
0.6	no slide	26.2	29.6
0.7	no slide	33.4	31.1



## AnchorLash® 105.4 – 40 ft CTU

### Fully CTU Code compliant

Friction factor, $\mu$	Secured cargo weight in ton		
	Road (Doors to rear) & Rail	Road (Doors to front)	Sea area C
0.0	7.9	4.9	9.8
0.1	9.3	5.4	10.2
0.2	11.3	6.1	10.6
0.3	14.3	6.8	11.1
0.4	19.7	7.9	11.6
0.45	24.2	8.5	11.8
0.5	no slide	9.3	12.1
0.6	no slide	11.3	12.7
0.7	no slide	14.3	13.4



### Practical calculations

Friction factor, $\mu$	Secured cargo weight in ton		
	Road (Doors to rear) & Rail	Road (Doors to front)	Sea area C
0.0	11.5	7.2	14.4
0.1	13.6	8.0	15.0
0.2	16.5	8.9	15.6
0.3	21.0	10.0	16.3
0.4	28.9	11.5	17.0
0.45	35.5	12.5	17.4
0.5	no slide	13.6	17.8
0.6	no slide	16.5	18.6
0.7	no slide	21.0	19.6



### System only

Friction factor, $\mu$	Secured cargo weight in ton		
	Road (Doors to rear) & Rail	Road (Doors to front)	Sea area C
0.0	18.3	11.5	22.9
0.1	21.6	12.7	23.8
0.2	26.2	14.1	24.8
0.3	33.4	16.0	25.8
0.4	45.9	18.3	27.0
0.45	56.5	19.8	27.6
0.5	no slide	21.6	28.2
0.6	no slide	26.2	29.6
0.7	no slide	33.4	31.1





# Load types addendum of Cordstrap AnchorLash® 105.4 solution

Addendum 2020-11-004-2  
to EUROSAFE certificate 2020-11-004



*Cordstrap AnchorLash® 105.4 solution in a 20 ft CTU*



*Cordstrap AnchorLash® 105.4 solution in a 40 ft CTU*

## Content

Preamble .....	16
----------------	----

<b>Lashing tables .....</b>	<b>18</b>
IBCs .....	19
AnchorLash® 105.4 – 20 ft CTU - IBCs .....	19
AnchorLash® 105.4 – 40 ft CTU - IBCs .....	20
SoftPackaging.....	21
AnchorLash® 105.4 – 20 ft CTU - SoftPackaging .....	21
AnchorLash® 105.4 – 40 ft CTU – SoftPackaging .....	22
Drums – floor loaded .....	23
AnchorLash® 105.4– 20 ft CTU – Drums – floor loaded .....	23
AnchorLash® 105.4– 40 ft CTU – Drums – floor loaded .....	24
Drums – palletized .....	25
AnchorLash® 105.4 – 20 ft CTU – Drums – palletized .....	25
AnchorLash® 105.4 – 40 ft CTU – Drums – palletized .....	26
Soft Drums – floor loaded.....	27
AnchorLash® 105.4 – 20 ft CTU – Soft Drums – floor loaded .....	27
AnchorLash® 105.4 – 40 ft CTU – Soft Drums – floor loaded .....	28
Soft Drums – palletized .....	29
AnchorLash® 105.4 – 20 ft CTU – Soft Drums – palletized .....	29
AnchorLash® 105.4 – 40 ft CTU – Soft Drums – palletized .....	30
Small big bags .....	31
AnchorLash® 105.4 – 20 ft CTU – Small big bags .....	31
AnchorLash® 105.4 – 40 ft CTU – Small big bags .....	32
Large big bags .....	33
AnchorLash® 105.4 – 20 ft CTU – Large big bags.....	33
AnchorLash® 105.4 – 40 ft CTU – Large big bags.....	34
Small big bags with soft materials .....	35
AnchorLash® 105.4 – 20 ft CTU – Small big bags with soft material .....	35
AnchorLash® 105.4 – 40 ft CTU – Small big bags with soft material .....	36
Large big bags with soft materials .....	37
AnchorLash® 105.4 – 20 ft CTU – Large big bags with soft material .....	37
AnchorLash® 105.4 – 40 ft CTU – Large big bags with soft material .....	38
Notes regarding the application of the Cordstrap AnchorLash® 105.4 solution.....	39

## Preamble

EUROSAFE GmbH, has on behalf of Cordstrap BV, Oostrum, the Netherlands, evaluated the strength and efficiency of the Cordstrap AnchorLash® 105.4 solution according to the principles of the IMO/ILO/UNECE Code of Practice for Packing of Cargo Transport Units (CTU Code).

In this document, lashing tables can be found for different load types for both 20 ft and 40 ft CTUs.

The evaluation has been based on the following properties and strengths in the equipment:

**Fully CTU Code compliant**

- Lashing length and elongation
- Lashing angles
- Securing point rated strengths

**Practical calculations**

- Lashing length and elongation
- Lashing angles

**System only**

- MSL of lashings, buckles and hooks

A Cordstrap AnchorLash® 105.4 solution has the following system strength:

- SBS: 12000 daN
- MSL: 9000 daN

Where the component strengths are:

- SnapHooks in horizontal parts: BS 3000 daN; MSL 1500 daN
- Lashings: BS: 2402 daN, in a system: BS 3000 daN; MSL 2250 daN
- Buckles: BS 8000 daN; MSL 4000 daN
- MSL in the container anchor points: min 1000 daN
- MSL in the container roof lashing points: min 500 daN

The calculations underlying these tables can be found in 2020-11-004-1 AnchorLash 105.4 – Appendix to certificate 2020-11-004.

## Lashing tables

The lashing tables below are based on the following modes of transport and accelerations:

Mode of transport	Horizontal acceleration	Vertical acceleration
Road (doors to the rear) and rail transport (doors in any direction)	0.5 g	1.0 g
Road transport (doors to the front)	0.8 g	1.0 g
Sea transport (sea area C – unrestricted)	0.4 g	1 ± 0.8 g

## IBCs

IBC Protectors are used to keep the lashings in place.

### AnchorLash® 105.4 – 20 ft CTU - IBCs

Fully CTU Code compliant

Friction factor, $\mu$	Secured cargo weight in ton		
	Road (Doors to rear) & Rail	Road (Doors to front)	Sea area C
0.0	10.2	6.3	12.7
0.1	11.9	7.0	13.2
0.2	14.5	7.8	13.7
0.3	18.5	8.8	14.3
0.4	25.4	10.2	14.9
0.45	31.2	11.0	15.3
0.5	no slide	11.9	15.6
0.6	no slide	14.5	16.4
0.7	no slide	18.5	17.2



### Practical calculations

Friction factor, $\mu$	Secured cargo weight in ton		
	Road (Doors to rear) & Rail	Road (Doors to front)	Sea area C
0.0	11.5	7.2	14.3
0.1	13.5	7.9	14.9
0.2	16.4	8.8	15.5
0.3	20.9	10.0	16.2
0.4	28.7	11.5	16.9
0.45	35.3	12.4	17.3
0.5	no slide	13.5	17.7
0.6	no slide	16.4	18.5
0.7	no slide	20.9	19.5



### System only

Friction factor, $\mu$	Secured cargo weight in ton		
	Road (Doors to rear) & Rail	Road (Doors to front)	Sea area C
0.0	18.3	11.5	22.9
0.1	21.6	12.7	23.8
0.2	26.2	14.1	24.8
0.3	33.4	16.0	25.8
0.4	45.9	18.3	27.0
0.45	56.5	19.8	27.6
0.5	no slide	21.6	28.2
0.6	no slide	26.2	29.6
0.7	no slide	33.4	31.1



**AnchorLash® 105.4 – 40 ft CTU - IBCs**

**Fully CTU Code compliant**

Friction factor, $\mu$	Secured cargo weight in ton		
	Road (Doors to rear) & Rail	Road (Doors to front)	Sea area C
0.0	8.0	5.0	10.0
0.1	9.4	5.5	10.4
0.2	11.4	6.1	10.8
0.3	14.5	6.9	11.2
0.4	20.0	8.0	11.7
0.45	24.6	8.6	12.0
0.5	no slide	9.4	12.3
0.6	no slide	11.4	12.9
0.7	no slide	14.5	13.5



**Practical calculations**

Friction factor, $\mu$	Secured cargo weight in ton		
	Road (Doors to rear) & Rail	Road (Doors to front)	Sea area C
0.0	11.4	7.1	14.2
0.1	13.4	7.8	14.8
0.2	16.2	8.7	15.4
0.3	20.7	9.9	16.0
0.4	28.4	11.4	16.7
0.45	35.0	12.3	17.1
0.5	no slide	13.4	17.5
0.6	no slide	16.2	18.3
0.7	no slide	20.7	19.3



**System only**

Friction factor, $\mu$	Secured cargo weight in ton		
	Road (Doors to rear) & Rail	Road (Doors to front)	Sea area C
0.0	18.3	11.5	22.9
0.1	21.6	12.7	23.8
0.2	26.2	14.1	24.8
0.3	33.4	16.0	25.8
0.4	45.9	18.3	27.0
0.45	56.5	19.8	27.6
0.5	no slide	21.6	28.2
0.6	no slide	26.2	29.6
0.7	no slide	33.4	31.1





## SoftPackaging

Edgeboards are used to keep the lashings in place.

### AnchorLash® 105.4 – 20 ft CTU - SoftPackaging

Fully CTU Code compliant

Friction factor, $\mu$	Secured cargo weight in ton		
	Road (Doors to rear) & Rail	Road (Doors to front)	Sea area C
0.0	8.8	5.5	11.0
0.1	10.3	6.1	11.4
0.2	12.6	6.8	11.9
0.3	16.0	7.6	12.4
0.4	22.0	8.8	12.9
0.45	27.0	9.5	13.2
0.5	no slide	10.3	13.5
0.6	no slide	12.6	14.2
0.7	no slide	16.0	14.9



### Practical calculations

Friction factor, $\mu$	Secured cargo weight in ton		
	Road (Doors to rear) & Rail	Road (Doors to front)	Sea area C
0.0	9.6	6.0	12.0
0.1	11.2	6.6	12.4
0.2	13.7	7.4	12.9
0.3	17.4	8.3	13.5
0.4	23.9	9.6	14.1
0.45	29.4	10.3	14.4
0.5	no slide	11.2	14.7
0.6	no slide	13.7	15.4
0.7	no slide	17.4	16.2



### System only

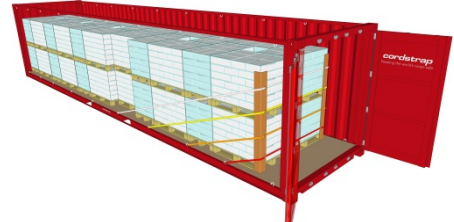
Friction factor, $\mu$	Secured cargo weight in ton		
	Road (Doors to rear) & Rail	Road (Doors to front)	Sea area C
0.0	18.3	11.5	22.9
0.1	21.6	12.7	23.8
0.2	26.2	14.1	24.8
0.3	33.4	16.0	25.8
0.4	45.9	18.3	27.0
0.45	56.5	19.8	27.6
0.5	no slide	21.6	28.2
0.6	no slide	26.2	29.6
0.7	no slide	33.4	31.1



**AnchorLash® 105.4 – 40 ft CTU – SoftPackaging**

**Fully CTU Code compliant**

Friction factor, $\mu$	Secured cargo weight in ton		
	Road (Doors to rear) & Rail	Road (Doors to front)	Sea area C
0.0	9.5	5.9	11.9
0.1	11.2	6.6	12.3
0.2	13.6	7.3	12.8
0.3	17.3	8.3	13.4
0.4	23.8	9.5	14.0
0.45	29.3	10.3	14.3
0.5	no slide	11.2	14.6
0.6	no slide	13.6	15.3
0.7	no slide	17.3	16.1



**Practical calculations**

Friction factor, $\mu$	Secured cargo weight in ton		
	Road (Doors to rear) & Rail	Road (Doors to front)	Sea area C
0.0	10.4	6.5	13.0
0.1	12.2	7.2	13.5
0.2	14.9	8.0	14.1
0.3	18.9	9.0	14.6
0.4	26.0	10.4	15.3
0.45	32.0	11.2	15.6
0.5	no slide	12.2	16.0
0.6	no slide	14.9	16.8
0.7	no slide	18.9	17.6



**System only**

Friction factor, $\mu$	Secured cargo weight in ton		
	Road (Doors to rear) & Rail	Road (Doors to front)	Sea area C
0.0	18.3	11.5	22.9
0.1	21.6	12.7	23.8
0.2	26.2	14.1	24.8
0.3	33.4	16.0	25.8
0.4	45.9	18.3	27.0
0.45	56.5	19.8	27.6
0.5	no slide	21.6	28.2
0.6	no slide	26.2	29.6
0.7	no slide	33.4	31.1




## Drums – floor loaded

Hangstraps are used to keep the lashings in place.

### *AnchorLash® 105.4– 20 ft CTU – Drums – floor loaded*


**Fully CTU Code compliant**

Friction factor, $\mu$	Secured cargo weight in ton		
	Road (Doors to rear) & Rail	Road (Doors to front)	Sea area C
0.0	8.4	5.3	10.5
0.1	9.9	5.8	10.9
0.2	12.0	6.5	11.4
0.3	15.3	7.3	11.9
0.4	21.0	8.4	12.4
0.45	25.9	9.1	12.7
0.5	no slide	9.9	13.0
0.6	no slide	12.0	13.6
0.7	no slide	15.3	14.3




### Practical calculations

Friction factor, $\mu$	Secured cargo weight in ton		
	Road (Doors to rear) & Rail	Road (Doors to front)	Sea area C
0.0	11.8	7.4	14.7
0.1	13.9	8.1	15.3
0.2	16.9	9.1	15.9
0.3	21.4	10.3	16.6
0.4	29.5	11.8	17.3
0.45	36.3	12.8	17.7
0.5	no slide	13.9	18.1
0.6	no slide	16.9	19.0
0.7	no slide	21.4	20.0



### System only

Friction factor, $\mu$	Secured cargo weight in ton		
	Road (Doors to rear) & Rail	Road (Doors to front)	Sea area C
0.0	18.3	11.5	22.9
0.1	21.6	12.7	23.8
0.2	26.2	14.1	24.8
0.3	33.4	16.0	25.8
0.4	45.9	18.3	27.0
0.45	56.5	19.8	27.6
0.5	no slide	21.6	28.2
0.6	no slide	26.2	29.6
0.7	no slide	33.4	31.1



**AnchorLash® 105.4– 40 ft CTU – Drums – floor loaded**

**Fully CTU Code compliant**

Friction factor, $\mu$	Secured cargo weight in ton		
	Road (Doors to rear) & Rail	Road (Doors to front)	Sea area C
0.0	11.6	7.2	14.5
0.1	13.6	8.0	15.0
0.2	16.5	8.9	15.6
0.3	21.0	10.1	16.3
0.4	28.9	11.6	17.0
0.45	35.6	12.5	17.4
0.5	no slide	13.6	17.8
0.6	no slide	16.5	18.6
0.7	no slide	21.0	19.6



**Practical calculations**

Friction factor, $\mu$	Secured cargo weight in ton		
	Road (Doors to rear) & Rail	Road (Doors to front)	Sea area C
0.0	12.8	8.0	16.0
0.1	15.0	8.8	16.6
0.2	18.3	9.8	17.3
0.3	23.3	11.1	18.0
0.4	32.0	12.8	18.8
0.45	39.4	13.8	19.2
0.5	no slide	15.0	19.7
0.6	no slide	18.3	20.6
0.7	no slide	23.3	21.7



**System only**

Friction factor, $\mu$	Secured cargo weight in ton		
	Road (Doors to rear) & Rail	Road (Doors to front)	Sea area C
0.0	18.3	11.5	22.9
0.1	21.6	12.7	23.8
0.2	26.2	14.1	24.8
0.3	33.4	16.0	25.8
0.4	45.9	18.3	27.0
0.45	56.5	19.8	27.6
0.5	no slide	21.6	28.2
0.6	no slide	26.2	29.6
0.7	no slide	33.4	31.1



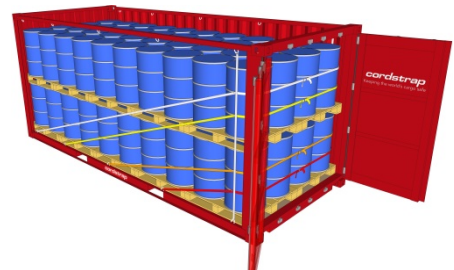
## Drums – palletized

Hangstraps are used to keep the lashings in place.

### *AnchorLash® 105.4 – 20 ft CTU – Drums – palletized*

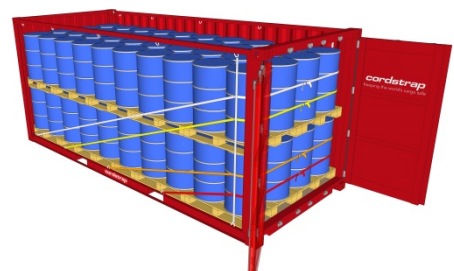
**Fully CTU Code compliant**

Friction factor, $\mu$	Secured cargo weight in ton		
	Road (Doors to rear) & Rail	Road (Doors to front)	Sea area C
0.0	8.2	5.1	10.2
0.1	9.6	5.7	10.6
0.2	11.7	6.3	11.1
0.3	14.9	7.1	11.5
0.4	20.5	8.2	12.1
0.45	25.2	8.9	12.3
0.5	no slide	9.6	12.6
0.6	no slide	11.7	13.2
0.7	no slide	14.9	13.9



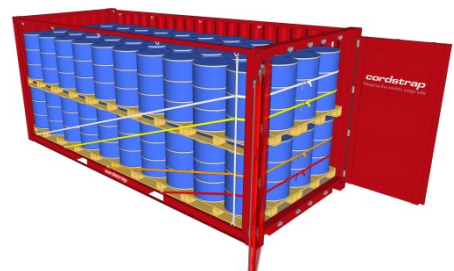
### Practical calculations

Friction factor, $\mu$	Secured cargo weight in ton		
	Road (Doors to rear) & Rail	Road (Doors to front)	Sea area C
0.0	11.8	7.4	14.7
0.1	13.9	8.1	15.3
0.2	16.8	9.1	15.9
0.3	21.4	10.2	16.6
0.4	29.5	11.8	17.3
0.45	36.3	12.7	17.7
0.5	no slide	13.9	18.1
0.6	no slide	16.8	19.0
0.7	no slide	21.4	20.0



### System only

Friction factor, $\mu$	Secured cargo weight in ton		
	Road (Doors to rear) & Rail	Road (Doors to front)	Sea area C
0.0	18.3	11.5	22.9
0.1	21.6	12.7	23.8
0.2	26.2	14.1	24.8
0.3	33.4	16.0	25.8
0.4	45.9	18.3	27.0
0.45	56.5	19.8	27.6
0.5	no slide	21.6	28.2
0.6	no slide	26.2	29.6
0.7	no slide	33.4	31.1





**AnchorLash® 105.4 – 40 ft CTU – Drums – palletized**

**Fully CTU Code compliant**

Friction factor, $\mu$	Secured cargo weight in ton		
	Road (Doors to rear) & Rail	Road (Doors to front)	Sea area C
0.0	11.5	7.2	14.4
0.1	13.6	8.0	15.0
0.2	16.5	8.9	15.6
0.3	21.0	10.0	16.3
0.4	28.9	11.5	17.0
0.45	35.5	12.5	17.4
0.5	no slide	13.6	17.8
0.6	no slide	16.5	18.6
0.7	no slide	21.0	19.6



**Practical calculations**

Friction factor, $\mu$	Secured cargo weight in ton		
	Road (Doors to rear) & Rail	Road (Doors to front)	Sea area C
0.0	12.8	8.0	16.0
0.1	15.0	8.8	16.6
0.2	18.2	9.8	17.3
0.3	23.2	11.1	18.0
0.4	31.9	12.8	18.8
0.45	39.3	13.8	19.2
0.5	no slide	15.0	19.7
0.6	no slide	18.2	20.6
0.7	no slide	23.2	21.7



**System only**

Friction factor, $\mu$	Secured cargo weight in ton		
	Road (Doors to rear) & Rail	Road (Doors to front)	Sea area C
0.0	18.3	11.5	22.9
0.1	21.6	12.7	23.8
0.2	26.2	14.1	24.8
0.3	33.4	16.0	25.8
0.4	45.9	18.3	27.0
0.45	56.5	19.8	27.6
0.5	no slide	21.6	28.2
0.6	no slide	26.2	29.6
0.7	no slide	33.4	31.1






## Soft Drums – floor loaded

Flexboards are used to keep the lashings in place.

### *AnchorLash® 105.4 – 20 ft CTU – Soft Drums – floor loaded*


**Fully CTU Code compliant**

Friction factor, $\mu$	Secured cargo weight in ton		
	Road (Doors to rear) & Rail	Road (Doors to front)	Sea area C
0.0	10.7	6.7	13.4
0.1	12.7	7.5	14.1
0.2	15.7	8.4	14.8
0.3	20.2	9.6	15.6
0.4	28.0	11.2	16.5
0.45	34.7	12.2	17.0
0.5	no slide	13.4	17.5
0.6	no slide	16.4	18.5
0.7	no slide	21.1	19.7



### Practical calculations

Friction factor, $\mu$	Secured cargo weight in ton		
	Road (Doors to rear) & Rail	Road (Doors to front)	Sea area C
0.0	11.5	7.2	14.3
0.1	13.6	8.0	15.1
0.2	16.8	9.0	15.9
0.3	21.6	10.3	16.7
0.4	30.0	12.0	17.7
0.45	37.2	13.1	18.2
0.5	no slide	14.3	18.7
0.6	no slide	17.5	19.8
0.7	no slide	22.6	21.1



### System only

Friction factor, $\mu$	Secured cargo weight in ton		
	Road (Doors to rear) & Rail	Road (Doors to front)	Sea area C
0.0	18.3	11.5	22.9
0.1	21.6	12.7	23.8
0.2	26.2	14.1	24.8
0.3	33.4	16.0	25.8
0.4	45.9	18.3	27.0
0.45	56.5	19.8	27.6
0.5	no slide	21.6	28.2
0.6	no slide	26.2	29.6
0.7	no slide	33.4	31.1



**AnchorLash® 105.4 – 40 ft CTU – Soft Drums – floor loaded**

**Fully CTU Code compliant**

Friction factor, $\mu$	Secured cargo weight in ton		
	Road (Doors to rear) & Rail	Road (Doors to front)	Sea area C
0.0	11.6	7.3	14.5
0.1	13.8	8.1	15.2
0.2	16.8	9.1	15.9
0.3	21.5	10.3	16.7
0.4	29.8	11.9	17.5
0.45	36.8	12.9	18.0
0.5	no slide	14.1	18.5
0.6	no slide	17.3	19.5
0.7	no slide	22.1	20.6



**Practical calculations**

Friction factor, $\mu$	Secured cargo weight in ton		
	Road (Doors to rear) & Rail	Road (Doors to front)	Sea area C
0.0	12.4	7.8	15.5
0.1	14.7	8.6	16.2
0.2	18.0	9.7	17.0
0.3	23.0	11.0	17.8
0.4	31.9	12.7	18.7
0.45	39.3	13.8	19.2
0.5	no slide	15.1	19.7
0.6	no slide	18.4	20.8
0.7	no slide	23.6	22.0



**System only**

Friction factor, $\mu$	Secured cargo weight in ton		
	Road (Doors to rear) & Rail	Road (Doors to front)	Sea area C
0.0	18.3	11.5	22.9
0.1	21.6	12.7	23.8
0.2	26.2	14.1	24.8
0.3	33.4	16.0	25.8
0.4	45.9	18.3	27.0
0.45	56.5	19.8	27.6
0.5	no slide	21.6	28.2
0.6	no slide	26.2	29.6
0.7	no slide	33.4	31.1



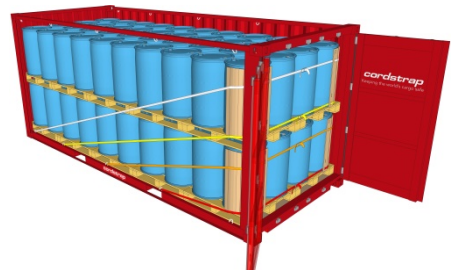
## Soft Drums – palletized

Flexboards are used to keep the lashings in place.

### *AnchorLash® 105.4 – 20 ft CTU – Soft Drums – palletized*

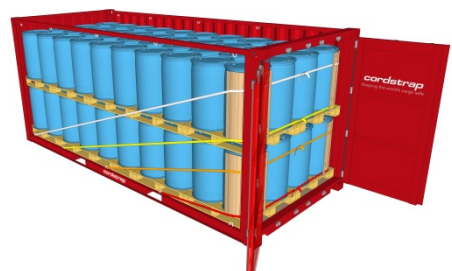
**Fully CTU Code compliant**

Friction factor, $\mu$	Secured cargo weight in ton		
	Road (Doors to rear) & Rail	Road (Doors to front)	Sea area C
0.0	10.7	6.7	13.3
0.1	12.7	7.5	14.0
0.2	15.6	8.4	14.8
0.3	20.2	9.6	15.6
0.4	28.1	11.2	16.5
0.45	34.7	12.2	17.0
0.5	no slide	13.4	17.5
0.6	no slide	16.4	18.5
0.7	no slide	21.2	19.7



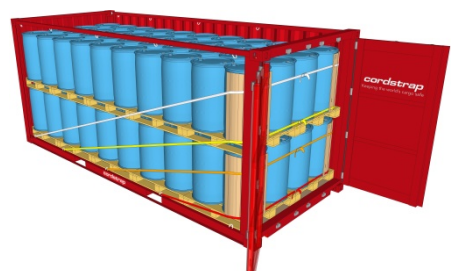
### Practical calculations

Friction factor, $\mu$	Secured cargo weight in ton		
	Road (Doors to rear) & Rail	Road (Doors to front)	Sea area C
0.0	11.4	7.2	14.3
0.1	13.6	8.0	15.0
0.2	16.8	9.0	15.9
0.3	21.6	10.3	16.7
0.4	30.0	12.0	17.7
0.45	37.2	13.1	18.2
0.5	no slide	14.3	18.7
0.6	no slide	17.6	19.8
0.7	no slide	22.6	21.1



### System only

Friction factor, $\mu$	Secured cargo weight in ton		
	Road (Doors to rear) & Rail	Road (Doors to front)	Sea area C
0.0	18.3	11.5	22.9
0.1	21.6	12.7	23.8
0.2	26.2	14.1	24.8
0.3	33.4	16.0	25.8
0.4	45.9	18.3	27.0
0.45	56.5	19.8	27.6
0.5	no slide	21.6	28.2
0.6	no slide	26.2	29.6
0.7	no slide	33.4	31.1



**AnchorLash® 105.4 – 40 ft CTU – Soft Drums – palletized**


**Fully CTU Code compliant**

Friction factor, $\mu$	Secured cargo weight in ton		
	Road (Doors to rear) & Rail	Road (Doors to front)	Sea area C
0.0	11.6	7.3	14.5
0.1	13.8	8.1	15.2
0.2	16.8	9.1	15.9
0.3	21.6	10.3	16.7
0.4	29.8	11.9	17.6
0.45	36.9	12.9	18.0
0.5	no slide	14.1	18.5
0.6	no slide	17.3	19.5
0.7	no slide	22.1	20.6




**Practical calculations**

Friction factor, $\mu$	Secured cargo weight in ton		
	Road (Doors to rear) & Rail	Road (Doors to front)	Sea area C
0.0	12.4	7.8	15.5
0.1	14.7	8.6	16.2
0.2	18.0	9.7	17.0
0.3	23.0	11.0	17.8
0.4	31.9	12.8	18.8
0.45	39.4	13.8	19.2
0.5	no slide	15.1	19.8
0.6	no slide	18.5	20.9
0.7	no slide	23.7	22.1



**System only**

Friction factor, $\mu$	Secured cargo weight in ton		
	Road (Doors to rear) & Rail	Road (Doors to front)	Sea area C
0.0	18.3	11.5	22.9
0.1	21.6	12.7	23.8
0.2	26.2	14.1	24.8
0.3	33.4	16.0	25.8
0.4	45.9	18.3	27.0
0.45	56.5	19.8	27.6
0.5	no slide	21.6	28.2
0.6	no slide	26.2	29.6
0.7	no slide	33.4	31.1



## Small big bags

Hangstraps are used to keep the lashings in place.

### *AnchorLash® 105.4 – 20 ft CTU – Small big bags*

**Fully CTU Code compliant**

Friction factor, $\mu$	Secured cargo weight in ton		
	Road (Doors to rear) & Rail	Road (Doors to front)	Sea area C
0.0	8.7	5.4	10.8
0.1	10.2	6.0	11.2
0.2	12.4	6.7	11.7
0.3	15.7	7.5	12.2
0.4	21.7	8.7	12.7
0.45	26.6	9.4	13.0
0.5	no slide	10.2	13.3
0.6	no slide	12.4	14.0
0.7	no slide	15.7	14.7



### Practical calculations

Friction factor, $\mu$	Secured cargo weight in ton		
	Road (Doors to rear) & Rail	Road (Doors to front)	Sea area C
0.0	9.6	6.0	12.0
0.1	11.3	6.6	12.4
0.2	13.7	7.4	12.9
0.3	17.4	8.3	13.5
0.4	24.0	9.6	14.1
0.45	29.5	10.4	14.4
0.5	no slide	11.3	14.7
0.6	no slide	13.7	15.5
0.7	no slide	17.4	16.2



### System only

Friction factor, $\mu$	Secured cargo weight in ton		
	Road (Doors to rear) & Rail	Road (Doors to front)	Sea area C
0.0	13.8	8.6	17.2
0.1	16.2	9.5	17.9
0.2	19.7	10.6	18.6
0.3	25.0	12.0	19.4
0.4	34.4	13.8	20.2
0.45	42.3	14.9	20.7
0.5	no slide	16.2	21.2
0.6	no slide	19.7	22.2
0.7	no slide	25.0	23.3





**AnchorLash® 105.4 – 40 ft CTU – Small big bags**

**Fully CTU Code compliant**

Friction factor, $\mu$	Secured cargo weight in ton		
	Road (Doors to rear) & Rail	Road (Doors to front)	Sea area C
0.0	10.9	6.8	13.7
0.1	12.9	7.5	14.2
0.2	15.6	8.4	14.8
0.3	19.9	9.5	15.4
0.4	27.4	10.9	16.1
0.45	33.7	11.8	16.5
0.5	no slide	12.9	16.8
0.6	no slide	15.6	17.6
0.7	no slide	19.9	18.5



**Practical calculations**

Friction factor, $\mu$	Secured cargo weight in ton		
	Road (Doors to rear) & Rail	Road (Doors to front)	Sea area C
0.0	12.1	7.6	15.1
0.1	14.2	8.3	15.7
0.2	17.3	9.3	16.3
0.3	22.0	10.5	17.0
0.4	30.2	12.1	17.8
0.45	37.2	13.1	18.2
0.5	no slide	14.2	18.6
0.6	no slide	17.3	19.5
0.7	no slide	22.0	20.5



**System only**

Friction factor, $\mu$	Secured cargo weight in ton		
	Road (Doors to rear) & Rail	Road (Doors to front)	Sea area C
0.0	18.3	11.5	22.9
0.1	21.6	12.7	23.8
0.2	26.2	14.1	24.8
0.3	33.4	16.0	25.8
0.4	45.9	18.3	27.0
0.45	56.5	19.8	27.6
0.5	no slide	21.6	28.2
0.6	no slide	26.2	29.6
0.7	no slide	33.4	31.1





## Large big bags

Hangstraps are used to keep the lashings in place.

### AnchorLash® 105.4 – 20 ft CTU – Large big bags

Fully CTU Code compliant

Friction factor, $\mu$	Secured cargo weight in ton		
	Road (Doors to rear) & Rail	Road (Doors to front)	Sea area C
0.0	10.2	6.4	12.8
0.1	12.0	7.0	13.3
0.2	14.6	7.9	13.8
0.3	18.6	8.9	14.4
0.4	25.5	10.2	15.0
0.45	31.4	11.0	15.3
0.5	no slide	12.0	15.7
0.6	no slide	14.6	16.5
0.7	no slide	18.6	17.3



### Practical calculations

Friction factor, $\mu$	Secured cargo weight in ton		
	Road (Doors to rear) & Rail	Road (Doors to front)	Sea area C
0.0	11.7	7.3	14.6
0.1	13.8	8.1	15.2
0.2	16.7	9.0	15.8
0.3	21.3	10.2	16.5
0.4	29.3	11.7	17.2
0.45	36.1	12.7	17.6
0.5	no slide	13.8	18.0
0.6	no slide	16.7	18.9
0.7	no slide	21.3	19.9



### System only

Friction factor, $\mu$	Secured cargo weight in ton		
	Road (Doors to rear) & Rail	Road (Doors to front)	Sea area C
0.0	18.3	11.5	22.9
0.1	21.6	12.7	23.8
0.2	26.2	14.1	24.8
0.3	33.4	16.0	25.8
0.4	45.9	18.3	27.0
0.45	56.5	19.8	27.6
0.5	no slide	21.6	28.2
0.6	no slide	26.2	29.6
0.7	no slide	33.4	31.1



**AnchorLash® 105.4 – 40 ft CTU – Large big bags**

**Fully CTU Code compliant**

Friction factor, $\mu$	Secured cargo weight in ton		
	Road (Doors to rear) & Rail	Road (Doors to front)	Sea area C
0.0	9.1	5.7	11.3
0.1	10.7	6.2	11.8
0.2	12.9	7.0	12.2
0.3	16.5	7.9	12.8
0.4	22.6	9.1	13.3
0.45	27.9	9.8	13.6
0.5	no slide	10.7	13.9
0.6	no slide	12.9	14.6
0.7	no slide	16.5	15.4



**Practical calculations**

Friction factor, $\mu$	Secured cargo weight in ton		
	Road (Doors to rear) & Rail	Road (Doors to front)	Sea area C
0.0	12.0	7.5	15.0
0.1	14.1	8.3	15.5
0.2	17.1	9.2	16.2
0.3	21.8	10.4	16.9
0.4	29.9	12.0	17.6
0.45	36.8	12.9	18.0
0.5	no slide	14.1	18.4
0.6	no slide	17.1	19.3
0.7	no slide	21.8	20.3



**System only**

Friction factor, $\mu$	Secured cargo weight in ton		
	Road (Doors to rear) & Rail	Road (Doors to front)	Sea area C
0.0	18.3	11.5	22.9
0.1	21.6	12.7	23.8
0.2	26.2	14.1	24.8
0.3	33.4	16.0	25.8
0.4	45.9	18.3	27.0
0.45	56.5	19.8	27.6
0.5	no slide	21.6	28.2
0.6	no slide	26.2	29.6
0.7	no slide	33.4	31.1



## Small big bags with soft materials

Flexboards are used to keep the lashings in place.

### *AnchorLash® 105.4 – 20 ft CTU – Small big bags with soft material*

**Fully CTU Code compliant**

Friction factor, $\mu$	Secured cargo weight in ton		
	Road (Doors to rear) & Rail	Road (Doors to front)	Sea area C
0.0	10.3	6.5	12.9
0.1	12.2	7.1	13.4
0.2	14.8	7.9	14.0
0.3	18.8	9.0	14.5
0.4	25.8	10.3	15.2
0.45	31.8	11.2	15.5
0.5	no slide	12.2	15.9
0.6	no slide	14.8	16.7
0.7	no slide	18.8	17.5



### Practical calculations

Friction factor, $\mu$	Secured cargo weight in ton		
	Road (Doors to rear) & Rail	Road (Doors to front)	Sea area C
0.0	11.4	7.1	14.2
0.1	13.4	7.8	14.8
0.2	16.2	8.7	15.4
0.3	20.7	9.9	16.0
0.4	28.4	11.4	16.7
0.45	35.0	12.3	17.1
0.5	no slide	13.4	17.5
0.6	no slide	16.2	18.3
0.7	no slide	20.7	19.3



### System only

Friction factor, $\mu$	Secured cargo weight in ton		
	Road (Doors to rear) & Rail	Road (Doors to front)	Sea area C
0.0	18.3	11.5	22.9
0.1	21.6	12.7	23.8
0.2	26.2	14.1	24.8
0.3	33.4	16.0	25.8
0.4	45.9	18.3	27.0
0.45	56.5	19.8	27.6
0.5	no slide	21.6	28.2
0.6	no slide	26.2	29.6
0.7	no slide	33.4	31.1



**AnchorLash® 105.4 – 40 ft CTU – Small big bags with soft material**

**Fully CTU Code compliant**

Friction factor, $\mu$	Secured cargo weight in ton		
	Road (Doors to rear) & Rail	Road (Doors to front)	Sea area C
0.0	11.0	6.9	13.7
0.1	12.9	7.6	14.2
0.2	15.7	8.4	14.8
0.3	19.9	9.5	15.4
0.4	27.4	11.0	16.1
0.45	33.7	11.9	16.5
0.5	no slide	12.9	16.9
0.6	no slide	15.7	17.7
0.7	no slide	19.9	18.6



**Practical calculations**

Friction factor, $\mu$	Secured cargo weight in ton		
	Road (Doors to rear) & Rail	Road (Doors to front)	Sea area C
0.0	12.1	7.6	15.1
0.1	14.2	8.3	15.7
0.2	17.3	9.3	16.3
0.3	22.0	10.5	17.0
0.4	30.2	12.1	17.8
0.45	37.2	13.1	18.2
0.5	no slide	14.2	18.6
0.6	no slide	17.3	19.5
0.7	no slide	22.0	20.5



**System only**

Friction factor, $\mu$	Secured cargo weight in ton		
	Road (Doors to rear) & Rail	Road (Doors to front)	Sea area C
0.0	18.3	11.5	22.9
0.1	21.6	12.7	23.8
0.2	26.2	14.1	24.8
0.3	33.4	16.0	25.8
0.4	45.9	18.3	27.0
0.45	56.5	19.8	27.6
0.5	no slide	21.6	28.2
0.6	no slide	26.2	29.6
0.7	no slide	33.4	31.1



## Large big bags with soft materials

Flexboards are used to keep the lashings in place.

### *AnchorLash® 105.4 – 20 ft CTU – Large big bags with soft material*

**Fully CTU Code compliant**

Friction factor, $\mu$	Secured cargo weight in ton		
	Road (Doors to rear) & Rail	Road (Doors to front)	Sea area C
0.0	10.6	6.6	13.3
0.1	12.5	7.3	13.8
0.2	15.2	8.2	14.3
0.3	19.3	9.2	14.9
0.4	26.5	10.6	15.6
0.45	32.6	11.5	16.0
0.5	no slide	12.5	16.3
0.6	no slide	15.2	17.1
0.7	no slide	19.3	18.0



### Practical calculations

Friction factor, $\mu$	Secured cargo weight in ton		
	Road (Doors to rear) & Rail	Road (Doors to front)	Sea area C
0.0	11.7	7.3	14.6
0.1	13.7	8.1	15.2
0.2	16.7	9.0	15.8
0.3	21.2	10.2	16.4
0.4	29.2	11.7	17.2
0.45	35.9	12.6	17.6
0.5	no slide	13.7	18.0
0.6	no slide	16.7	18.8
0.7	no slide	21.2	19.8



### System only

Friction factor, $\mu$	Secured cargo weight in ton		
	Road (Doors to rear) & Rail	Road (Doors to front)	Sea area C
0.0	18.3	11.5	22.9
0.1	21.6	12.7	23.8
0.2	26.2	14.1	24.8
0.3	33.4	16.0	25.8
0.4	45.9	18.3	27.0
0.45	56.5	19.8	27.6
0.5	no slide	21.6	28.2
0.6	no slide	26.2	29.6
0.7	no slide	33.4	31.1



**AnchorLash® 105.4 – 40 ft CTU – Large big bags with soft material**

**Fully CTU Code compliant**

Friction factor, $\mu$	Secured cargo weight in ton		
	Road (Doors to rear) & Rail	Road (Doors to front)	Sea area C
0.0	10.9	6.8	13.6
0.1	12.8	7.5	14.2
0.2	15.6	8.4	14.8
0.3	19.8	9.5	15.4
0.4	27.3	10.9	16.1
0.45	33.6	11.8	16.4
0.5	no slide	12.8	16.8
0.6	no slide	15.6	17.6
0.7	no slide	19.8	18.5



**Practical calculations**

Friction factor, $\mu$	Secured cargo weight in ton		
	Road (Doors to rear) & Rail	Road (Doors to front)	Sea area C
0.0	12.0	7.5	15.0
0.1	14.2	8.3	15.6
0.2	17.2	9.3	16.3
0.3	21.9	10.5	16.9
0.4	30.1	12.0	17.7
0.45	37.0	13.0	18.1
0.5	no slide	14.2	18.5
0.6	no slide	17.2	19.4
0.7	no slide	21.9	20.4



**System only**

Friction factor, $\mu$	Secured cargo weight in ton		
	Road (Doors to rear) & Rail	Road (Doors to front)	Sea area C
0.0	18.3	11.5	22.9
0.1	21.6	12.7	23.8
0.2	26.2	14.1	24.8
0.3	33.4	16.0	25.8
0.4	45.9	18.3	27.0
0.45	56.5	19.8	27.6
0.5	no slide	21.6	28.2
0.6	no slide	26.2	29.6
0.7	no slide	33.4	31.1





## Notes regarding the application of the Cordstrap AnchorLash® 105.4 solution

Soft or deformable cargo should be adequately protected against breakage, damage or significant deformation, e.g. by applying edge protection and/or blocking boards. Appropriate measures should be applied to keep the lashing in the right position.

Please note that the values of secured cargo weight might differ slightly for specific solutions with different dimensions.